



F.2 (E)/2025-NDMA (MW/SITREP-87)
Government of Pakistan
Prime Minister's Office
National Disaster Management Authority (HQ)
Main Murree Road Near ITP Office, Islamabad

MOST IMMEDIATE



Dated: 2 October 2025

Subject: NDMA - Monsoon 2025 Final Consolidated Situation Report No. 87

NDMA Monsoon 2025 Daily Situation Report No **87**, covering period from **1300 hours 20 September to 2359 hours 30 September 2025** alongwith following data as per **Annex A**.

2. NDMA's **Daily Situation Report No. 87** is the last **SITREP for Monsoon/ Floods 2025**. However, NDMA may issue updates based on specific incidents reported; after necessary verification, by the PDMA/ SDMA/ GBDMA/ ICT administration subsequently. Occurrence and situational based SITREPs will be issued as and when required.

3. Forwarded for information / necessary action, please.

(Ali Imran Sayed)
Director (Response)
Tel No: 051-9030924
Fax No: 051-9030729

To: Federal Ministries & Departments (Interior, Planning, Commerce, Food Security & Research, National Health Services, Climate Change, Pakistan Railways, Communications, Energy & Water Resources, Finance, Economic Affairs Division, Information and Broadcasting (MOIB), Science and Technology and Press Information Department (PID)
Chief Secretaries, All Provincial Governments, GB and AJ&K
Chairman, Federal Flood Commission (FFC), Islamabad
Chairman, National Highway Authority, Islamabad
Chairman, Pakistan Telecommunications Authority, Islamabad
Chairman, Pakistan Tourism Development Corporation, Islamabad
Director General, Pakistan Meteorological Department (PMD), Islamabad
Director General, All PDMA, GBDMA and SDMA
Director General, Rescue 1122 (Punjab, Sindh, Balochistan, KP, GB & AJ&K)
Director General, Climate Change and Coastal Development, Government of Sindh
Director General, Sindh Coastal Development Authority, Karachi
Director General, Balochistan Coastal Development Authority
Inspector General, National Highways & Motorway Police, Islamabad
Managing Director, National Transmission & Dispatch Corporation, Lahore
Commissioner, Islamabad
Deputy Commissioner, Islamabad
Chief Meteorologist, FFD, Lahore
Headquarters, Pakistan Maritime Security Agency, Karachi
Joint Crises Management Cell, Joint Staff Headquarters, Chaklala Cantt
Staff Duties Directorate (SD Coord), General Headquarters, Rawalpindi

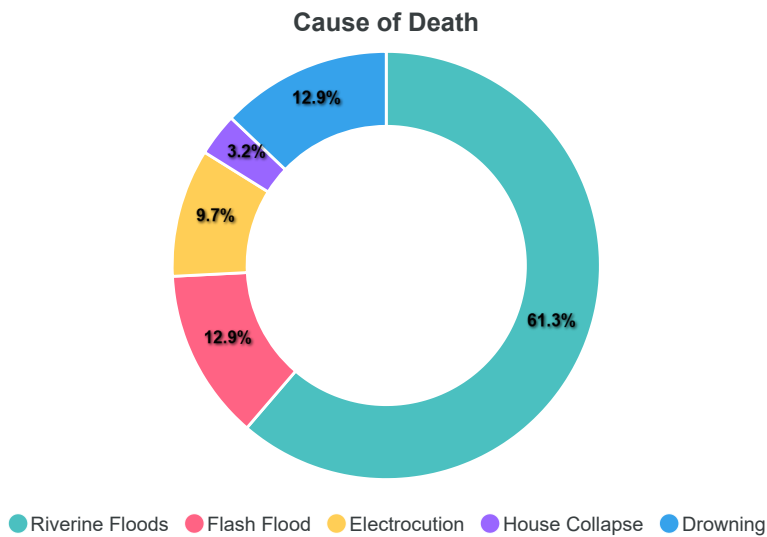
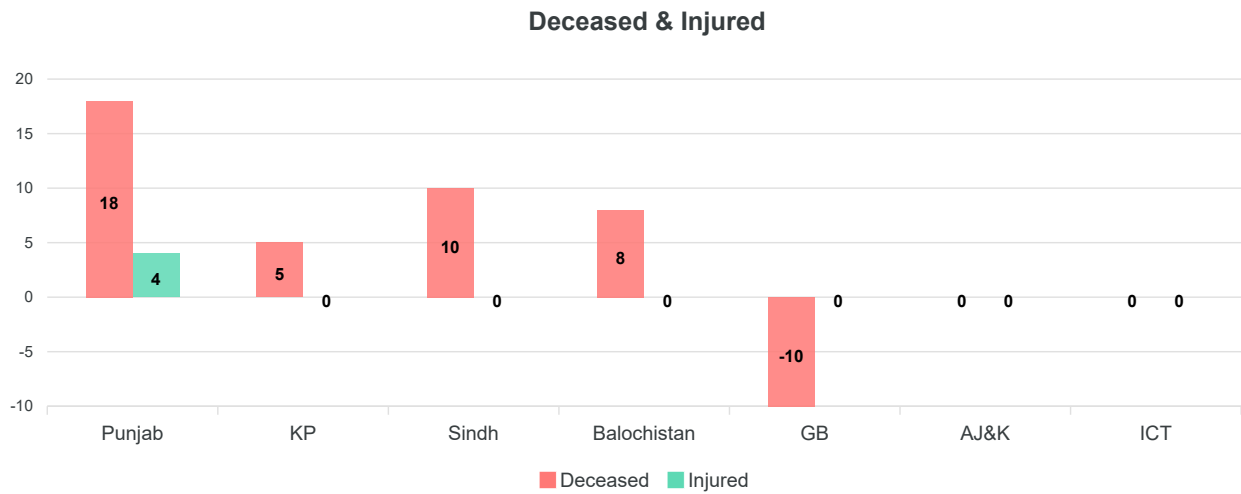
Military Operations Directorate (MO-4), General Headquarters, Rawalpindi
Engineer Directorate (Arms Branch), General Headquarters, Rawalpindi
ACNS (Operations), Naval Headquarters, Islamabad
ACAS (Operations), Air Headquarters, Islamabad
Headquarters, Frontier Works Organization (FWO), Rawalpindi
GSO-1, Inter Services Public Relations (ISPR), General Headquarters, Rawalpindi
Directorate General, Inter-Services Intelligence (ISI), Islamabad
Headquarters, Pakistan Coast Guards, Karachi
Divisional Superintendent, Pakistan Railways, Lahore and Karachi

Cc: Secretary to Prime Minister, Prime Minister's Office, Islamabad
Secretary, Cabinet Division, Islamabad

ID: COS
Member (Ops)
Member (DRR)
Member (A&F)
DG NEOC
DG Estb
ED NIDM
ED Plans
ED NR&RF
ED Tech (E&M)
ED RM&M
ED IA&PD
ED IC
ED CoE
Dir C&P
Dir Log
Dir R&R

MONSOON 2025 SITREP # 88 - (01 October 2025)

1. Casualties and Injuries (Last 24 Hours)



Deceased

Province	District	Deceased				Cause of Death	Remarks
		Male	Female	Children	Total		
Punjab	Multan	4	2	1	7	Riverine Floods	19 to 26 Sep 2025
	Muzaffargarh	3	0	3	6	Riverine Floods	19 to 26 Sep 2025
	Lodhran	5	0	0	5	Flash Flood	Died in Flash flood in Babusar Top
	Total	12	2	4	18		
KP	Mardan	3	1	1	5	Flash Flood	Tourists from Mardan died due to Flash Flood at Babusar Top
	Total	3	1	1	5		
Sindh	Khairpur	1	0	0	1	Riverine Floods	-

Province	District	Deceased				Cause of Death	Remarks
		Male	Female	Children	Total		
	Kashmore	0	2	1	3	Electrocution	1x Child due to Wall Collapse, 2x Female due to Electrocution
	Dadu	0	2	0	2	Riverine Floods	-
	Matari	0	0	1	1	Riverine Floods	-
	Shikarpur	0	0	2	2	Riverine Floods	-
	Tharparkar	1	0	0	1	House Collapse	-
Total		2	4	4	10		
Balochistan	Zhob	2	0	0	2	Flash Flood	-
	Musakhel	1	1	0	2	Flash Flood	-
	Dera Bugti	2	1	1	4	Drowning	-
Total		5	2	1	8		
GB	Diamir	-6	-2	-2	-10	Flash Flood	Tourists from Lodhran died due to Flash Flood at Babusar Top
Total		-6	-2	-2	-10		
Grand Total		16	7	8	31		

PDMA Balochistan: 4x Deaths has not been added as the incident occurred in May 2025. Addition of 8x Deaths has been updated in NDMA's SitRep. These deaths were reported by PDMA Balochistan during the period of 19 - 30 Sept.

PDMA Punjab: 13x deaths occurred during the period from 19 September 2025 to 30 September 2025. Additionally, the 5 tourists from Lodhran who died due to a flash flood at Babusar Top in August 2025 have also been included in the Punjab SitRep.

GBDMA: 10x tourist death figures have been removed from the GBDMA SitRep, as the tourists were from Lodhran (5x) and Mardan (5x) died due to a flash flood at Babusar Top, Diamir.

PDMA KP: 5x tourist from Mardan died due to flash flood at Babusar Top in August 2025 has also been added in KP Sitrep.

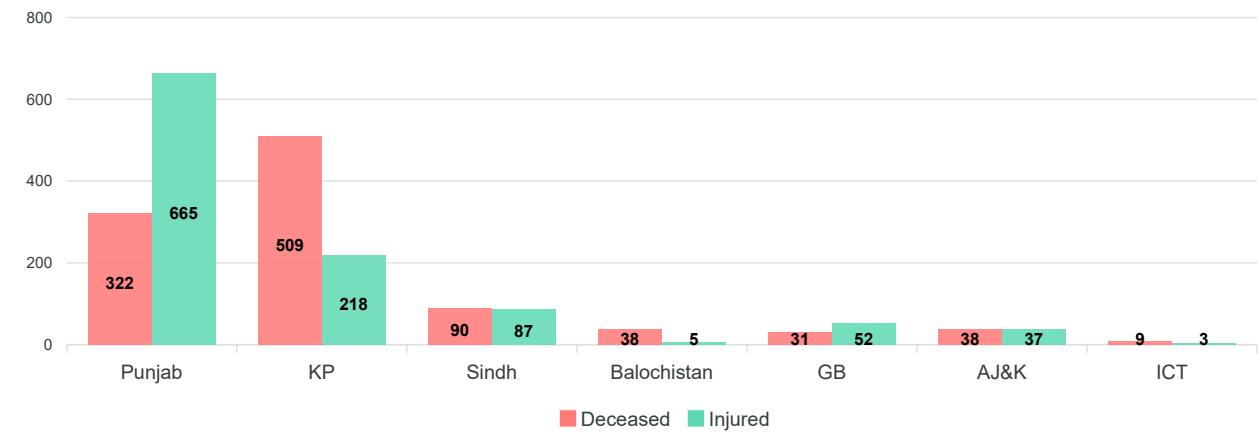
PDMA Sindh: Addition of 10x Deaths has been updated in NDMA's SitRep covering period from 19 Sept to 30 Sept, 2025.

Injured

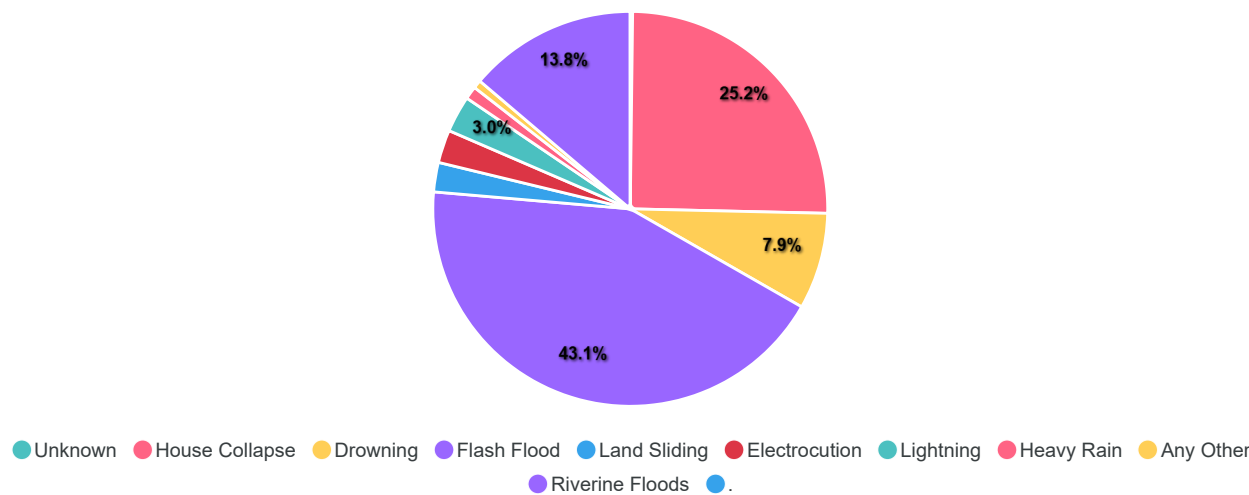
Province	District	Injured				Remarks
		Male	Female	Children	Total	
Punjab	Multan	2	0	0	2	-
	Muzaffargarh	2	0	0	2	-
Total		4	0	0	4	
GB	N/A	0	0	0	0	-
Total		0	0	0	0	
Grand Total		4	0	0	4	

Cumulative Casualties And Injuries - (From 26 June 2025 to 1 October 2025)

Deceased & Injured



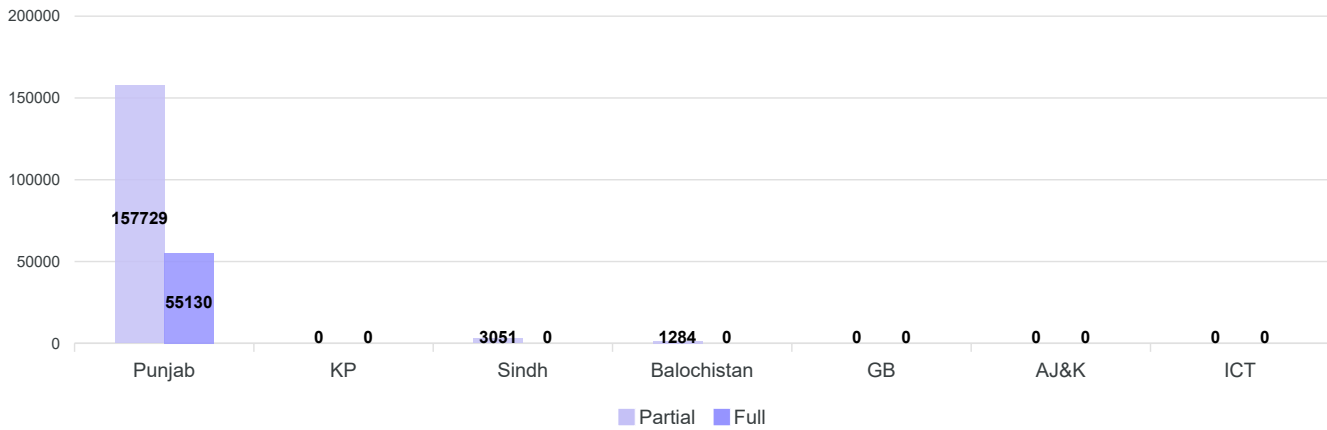
Causes of Death



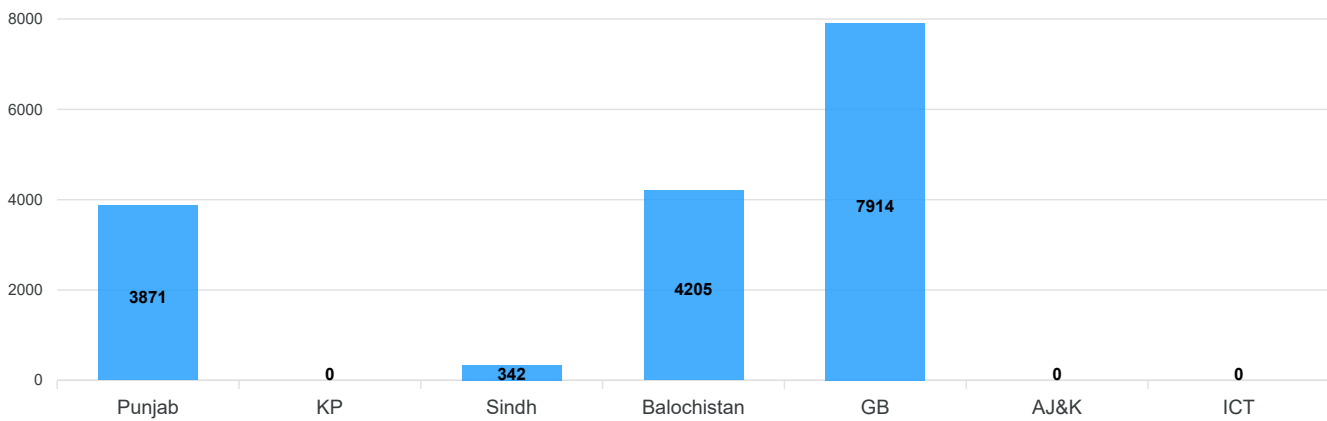
Province	Deceased				Injured			
	Male	Female	Children	Total	Male	Female	Children	Total
Punjab	155	53	114	322	262	203	200	665
KP	341	77	91	509	99	49	70	218
Sindh	37	14	39	90	29	19	39	87
Balochistan	11	6	21	38	2	1	2	5
GB	20	7	4	31	42	6	4	52
AJ&K	17	12	9	38	20	13	4	37
ICT	3	1	5	9	0	1	2	3
Grand Total	584	170	283	1037	454	292	321	1067

2. Damage to Infrastructure & Private Property (Last 24 Hours)

House Damaged



Livestock Perished



Houses Damage and Livestock

Province	District	House Damage			Livestock
		Partial	Full	Total	
Punjab	-	157729	55130	212859	3871
	Total	157729	55130	212859	3871
Sindh	Tando Muhammad Khan	3	0	3	0
	Korangi	0	0	0	45
	Tharparkar	0	0	0	6
	Central Karachi	1	0	1	0
	N/A	3047	0	3047	291
	Total	3051	0	3051	342
Balochistan	Musakhel	847	0	847	367
	Hub	437	0	437	414
	Zhob	0	0	0	2009
	Ziarat	0	0	0	10
	Lasbella	0	0	0	205
	Kohlu	0	0	0	27

Province	District	House Damage			Livestock
		Partial	Full	Total	
	Khuzdar	0	0	0	265
	Harnai	0	0	0	5
	Sibi	0	0	0	65
	Kachhi	0	0	0	44
	Dera Bugti	0	0	0	147
	Awaran	0	0	0	65
	Jhal Magsi	0	0	0	402
	Killa Saifullah	0	0	0	29
	Sherani	0	0	0	55
	Washuk	0	0	0	36
	Surab	0	0	0	60
	Total	1284	0	1284	4205
GB	N/A	0	0	0	7914
	Total	0	0	0	7914
Grand Total		162064	55130	217194	16332

PDMA Punjab: PDMA Punjab has reported overall house damage figures and Livestock. However, the district-wise breakdown is still awaited. The data provided is preliminary and subject to change as further assessments are conducted.

GBDMA: GBDMA has reported 7981 livestock during the entire monsoon season at different times, out of which district-wise segregation for 7981 livestock is still awaited.

Livestock: Livestock data is being updated after receipt of data from provincial departments.

Figures mentioned covers period from 19 Sep 2025 to 30 Sep 2025.

PDMA Sindh: PDMA Sindh has reported that 3,047 houses have been damaged. However, the breakdown of damages at the district level is still awaited. The figures provided are preliminary and may be revised once detailed assessments are completed.

Crops Damaged (Acres):

- **KP - 57,892**
- **Punjab - 1,939,450**
- **Sindh - 229,533**
- **Balochistan - 4,245**
- **GB - 1,886**
- **AJ&K - 122**
- **ICT - 0**

Roads Damaged

Province	District	Roads / Tracks		
		Length of road damage (Kms)	Nature/ extent of damage (fully/ partially washed away/ water over flow)	Traffic situation (Alternate route/ diversion available)
KP	N/A	76	-	-

Province	District	Roads / Tracks		
		Length of road damage (Kms)	Nature/ extent of damage (fully/ partially washed away/ water over flow)	Traffic situation (Alternate route/ diversion available)
	Total	76	-	-
Sindh	N/A	484	-	-
	Total	484	-	-
GB	N/A	269.76	-	-
	Total	269.76	-	-
Grand Total		829.76	-	-

GBDMA: GBDMA has reported road damages of 290.76 km during the entire monsoon season at different times, out of which district-wise segregation for 270.76 km is still awaited.

Figures mentioned covers period from 19 Sep 2025 to 30 Sep 2025.

PDMA Sindh: PDMA Sindh has reported road damages of 491 km during the entire monsoon season in its SitRep No. 97, out of which district-wise segregation for 484 km is still awaited.

Figures mentioned covers period from 19 Sep 2025 to 30 Sep 2025.

PDMA KP: PDMA KP has reported road damages of 513 km during the entire monsoon season in its Initial Damage Assessment Report Submitted to EAD and PD&SI , out of which district-wise segregation for 76 km is still awaited.

Figures mentioned covers period from 19 Sep 2025 to 30 Sep 2025.

Bridges Damaged

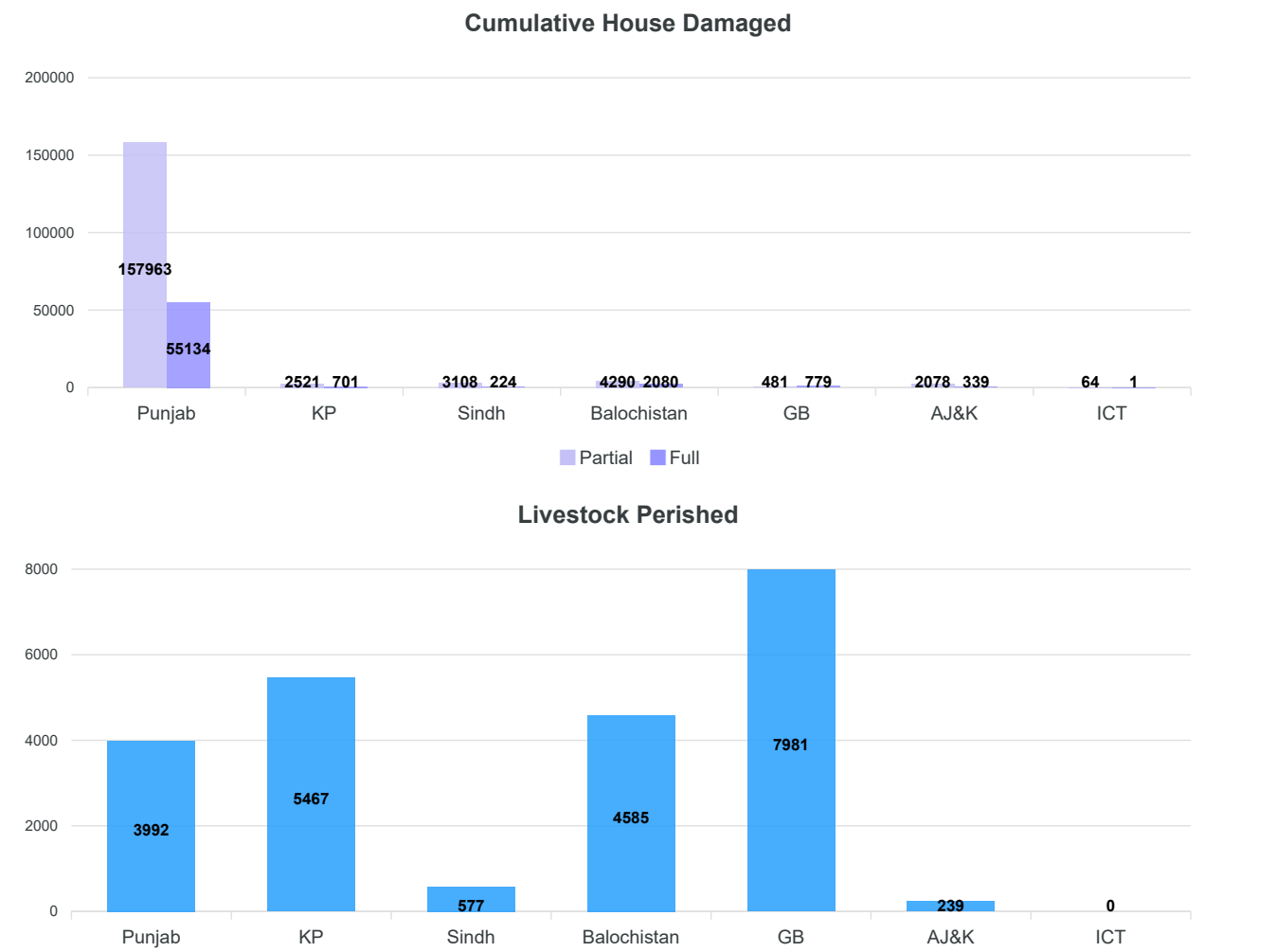
Province	District	Bridges
		Nature/ Extent of Damage fully/ partially washed away/ water over flow
Punjab	NA	462
	Total	462
Sindh	N/A	66
	Total	66
GB	N/A	5
	Total	5
AJ&K	Muzaffarabad	3
	Jhelum Valley	1
	Neelam Valley	1
	Bagh	7
	Poonch	6
	Total	18
Total		551

GBDMA: GBDMA has reported 92 bridges during the entire monsoon season at different times, out of which district-wise segregation for 5 bridges is still awaited.

PDMA Punjab: PDMA Punjab has reported 462 x bridges during the entire monsoon season as reported in its Initial Damage Assessment Report and district-wise segregation is still awaited.

PDMA Sindh: PDMA Sindh has reported 66x bridges during the entire monsoon season as reported in SitRep No. 97 and district-wise segregation is still awaited.

Cumulative Damages of Infrastructure & Private Properties - (From 26 June 2025 to 1 October 2025)



Province	Roads (KMs)	Bridges	House Damage			Livestock Perished
			Full	Partial	Total	
Punjab	1216.29	462	55134	157963	213097	3992
KP	513.49	52	701	2521	3222	5467
Sindh	491	66	224	3108	3332	577
Balochistan	98.65	3	2080	4290	6370	4585
GB	290.17	92	779	481	1260	7981
AJ&K	201.5	112	339	2078	2417	239
ICT	0.03	3	1	64	65	0
Grand Total	2811.13	790	59258	170505	229763	22841

3. Flood Relief Activities (Last 24 Hours)

Flood Items	Sindh	Total
Tents	2150	2150
Ration Bags	-	0
Blankets	-	0
Sand Bags	-	0
Quilts / Sleeping Bags	-	0
Gas Cylinder	-	0
Mattress	-	0
Kitchen sets	-	0
Mosquito Nets	13450	13450
Plastic Mats	2150	2150
Hygiene Kits	4152	4152
Jerry Can	4150	4150
Tarpaulin	2150	2150
Solar Panel	-	0
Food Packs	-	0
De-Watering Pumps	-	0
Gabions	-	0
Charpai	-	0
Gas Cylinder/ Stove	-	0
Life Jacket	750	750
Boat	9	9
Meals	-	0
Drinking Water Bottles	-	0
Plastic Sheet	-	0
Water Tank	-	0
Generators	-	0
Ration Bags (Tons)	-	0
Medicine (KG)	-	0
Water Cooler	-	0
Filter Plant	-	0
Solar Lamp	-	0
Water (Tons)	-	0
Milk (Tons)	-	0
Portable Toilets	8	8
Cereal (Tons)	-	0
First Aid Kit	1650	1650
Grand Total	30619	30619

Cumulative Flood Relief Activities - (From 26 June 2025 to 1 October 2025)

Flood Activity Item	Punjab	KP	Sindh	Balochistan	GB	AJ&K	ICT
Tents	42944	3869	11670	200	2696	108	0
Ration Bags	60	1809	0	0	64	0	0
Blankets	700	3921	0	0	3265	131	0
Sand Bags	0	0	0	0	14000	0	0
Quilts / Sleeping Bags	0	4746	0	200	2824	120	0
Gas Cylinder	0	0	0	0	0	0	0
Mattress	50	4224	27410	0	1115	53	0
Kitchen sets	0	3384	9010	500	1356	9	0
Mosquito Nets	6181	4494	48470	300	0	0	0
Plastic Mats	8300	3420	11150	0	255	153	0
Hygiene Kits	912	1571	12150	0	600	0	0
Jerry Can	0	1114	11150	0	0	0	0
Tarpaulin	0	2200	14245	0	54	0	0
Solar Panel	0	54	0	0	110	5	0
Food Packs	7647	3	0	0	2511	70	0
De-Watering Pumps	37	10	170	0	0	0	89
Gabions	0	0	0	0	20	0	0
Charpai	0	0	0	200	0	0	0
Gas Cylinder/ Stove	0	517	0	200	1	0	0
Life Jacket	2824	100	1280	0	0	0	55
Boat	203	0	24	0	0	0	0
Meals	0	10600	0	0	500	0	0
Drinking Water Bottles	0	0	0	0	4400	0	0
Plastic Sheet	0	0	0	0	0	32	0
Water Tank	0	0	0	0	0	0	0
Generators	0	10	0	0	0	0	0
Ration Bags (Tons)	0	0	0	0	6	0	0
Medicine (KG)	0	0	0	0	0	0	0
Water Cooler	0	0	0	0	0	0	0
Filter Plant	0	0	0	0	0	0	0
Solar Lamp	0	1750	0	0	0	0	0
Water (Tons)	0	0	0	0	0	0	0
Milk (Tons)	0	0	0	0	0	0	0
Portable Toilets	0	0	908	0	0	0	0
Cereal (Tons)	0	0	0	0	0	0	0
First Aid Kit	0	0	2650	0	0	0	0

Cumulative Federal Support

Relief Items	Punjab	KP	Sindh	Balochistan	GB	AJ&K	ICT
Tents	35,080	2,580	-	-	700	-	-
Ration Bags	-	5,458	-	-	-	-	-
Blankets	25,000	14,620	-	-	2,000	-	-
Sand Bags	-	-	-	-	-	-	-
Quilts / Sleeping Bags	4,000	1,500	-	-	1,500	-	-
Gas Cylinder	-	500	-	-	500	-	-
Mattress	-	-	-	-	-	-	-
Kitchen sets	-	500	-	-	500	-	-
Mosquito Nets	10,000	500	-	-	500	-	-
Plastic Mats	3,000	500	-	-	500	-	-
Hygiene Kits	-	-	-	-	-	-	-
Jerry Can	5,000	-	-	-	-	-	-
Tarpaulin	-	600	-	-	-	-	-
Solar Panel	-	-	-	-	-	-	-
Food Packs	13,200	420	-	-	231	5,100	-
De-Watering Pumps	-	100	-	-	-	-	-
Gabions	-	-	-	-	-	-	-
Charpai	-	-	-	-	-	-	-
Gas Cylinder/ Stove	3,000	-	-	-	-	-	-
Life Jacket	-	-	-	-	-	-	-
Boat	17	-	-	-	-	-	-
Meals	-	30,585	-	-	5,700	-	-
Drinking Water Bottles	-	-	-	-	1,350	-	-
Plastic Sheet	-	-	-	-	-	-	-
Water Tank	-	5	-	-	-	-	-
Generators	-	50	-	-	-	-	-
Ration Bags (Tons)	16	656	-	-	7	-	-
Medicine (KG)	3,207	5,300	-	-	303	-	-
Water Cooler	-	500	-	-	500	-	-
Filter Plant	36	100	-	-	-	-	-
Solar Lamp	-	-	-	-	-	-	-
Water (Tons)	136	-	-	-	-	-	-
Milk (Tons)	79	-	-	-	-	-	-
Portable Toilets	-	-	-	-	-	-	-
Cereal (Tons)	5	-	-	-	-	-	-
First Aid Kit	-	-	-	-	-	-	-

4. Relief Camps & Medical Camp (Last 24 Hours)

NTR

Cumulative State of Relief Camps - (From 26 June 2025 to 1 October 2025)

Province	No. of Relief Camps	No. of Person in Relief Camp	No. of Medical Camps	No. of Persons Treated
KP	308	25927	14	2300
Punjab	574	118074	469	551860
Sindh	50	5111	243	107011
ICT	2	0	0	0
GB	11	3140	15	927
Balochistan	4	0	0	0
Grand Total	949	152252	741	662098

5. Rescue Operations (Last 24 Hours)

Province	No. of Rescue Operation	No. of Person Rescued
GB	1	8961
Grand Total	1	8961

GBDMA: GBDMA has reported 9988 People Evacuated/Displaced during the entire monsoon season at different times, out of which district-wise segregation for 8961 people is still awaited.

Cumulative State of Rescue Operations - (From 26 June 2025 to 1 October 2025)

Province	No. of Rescue Operation	No. of Person Rescued
GB	26	9988
KP	211	14317
Balochistan	4	19
Sindh	753	184011
Punjab	4749	2819767
ICT	8	49
AJ&K	18	940
Grand Total	5769	3029091